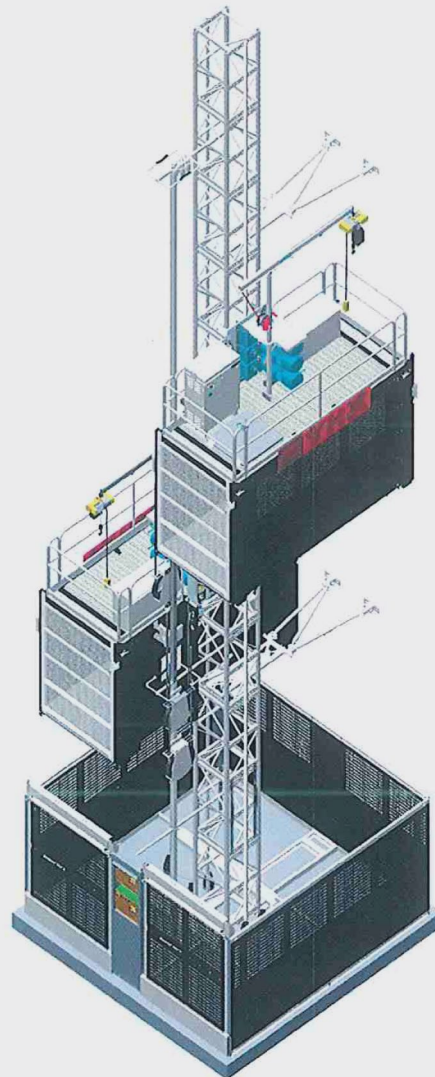


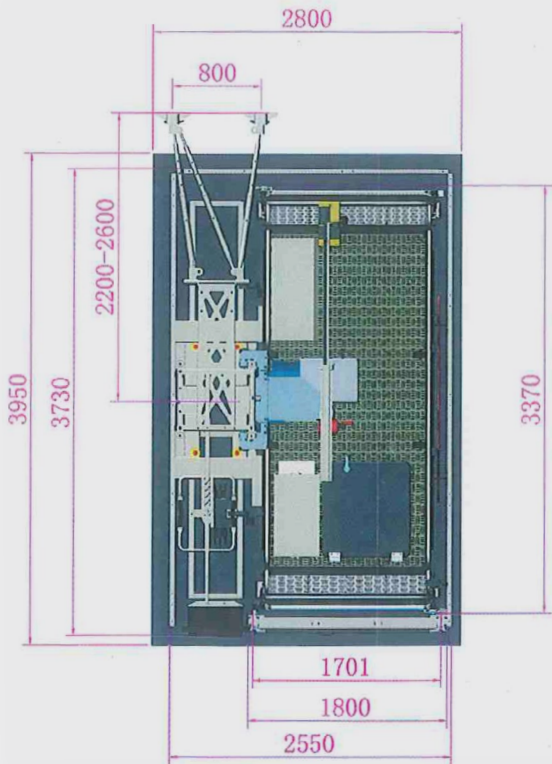
SINGLE HOIST



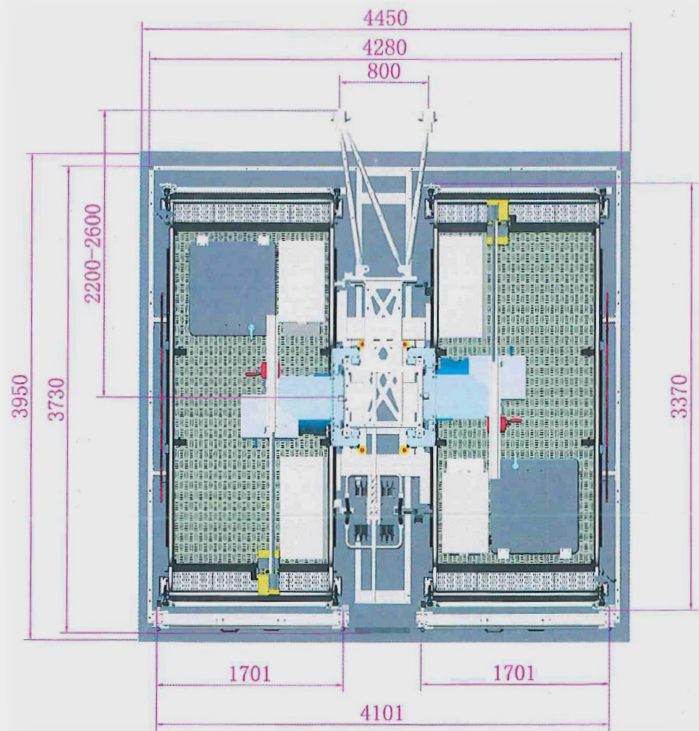
TWIN HOIST

TECHNICAL DATA

External cage size (single)	2.550m x 3.730m x 2.470m (WxLxH) with Enclosure
External cage size (twin)	4.280m x 3.730 x 2.470m (WxLxH) with Enclosure
Internal cage size	1.5m x 3.2m x 2.3m (WxLxH)
Load capacity	2200kg / 23 persons
Speed	54m/min
Power	63AMPS (25mm cable, 4 core & earth)



SINGLE HOIST



TWIN HOIST




ADVANTAGES

All hoists with inverters	Mckee intercom system
Low ground clearance	In house riggers
Next floor stop button	Encoder models
Electromagnetic door lock with self opening lock	
Cable trolley can be configured	
Conductor rail can be configured	



Electromagnetic Door Lock for Cage



Electromagnetic Door Lock for Ground Enclosure